

Bảng thông số sản phẩm

Thông số kỹ thuật



miniature, Harmony Electromechanical Relays, 5A, 2CO, without LED, 230V AC

RXM2LB1P7

Main

Range of product	Harmony Electromechanical Relays
Coil interference suppression	Without
Series name	Miniature
product or component type	Plug-in relay
Device short name	RXM
Contacts type and composition	2 C/O
[I _{th}] conventional enclosed thermal current	5 A at -40...55 °C

Complementary

Contact operation	Standard
[U _c] control circuit voltage	230 V AC 50/60 Hz
Status LED	Without
Control type	Without push-button
[U _{imp}] rated impulse withstand voltage	4 kV during 1.2/50 μs conforming to IEC 61810-7
[I _e] rated operational current	5 A (AC-1/DC-1) NO conforming to IEC 2.5 A (AC-1/DC-1) NC conforming to IEC 1 A at 28 V (DC-13) NO
Minimum switching capacity	25 mW subject to switching frequency, environment or expected reliability level etc
Average coil consumption in VA	1.2 AC
Operating time	20 ms between coil de-energisation and making of the Off-delay contact 20 ms between coil energisation and making of the On-delay contact
CAD overall width	21 mm
CAD overall height	27 mm
CAD overall depth	46 mm
Minimum switching current	5 mA subject to switching frequency, environment or expected reliability level etc
Minimum switching voltage	5 V subject to switching frequency, environment or expected reliability level etc
Rated operational voltage limits	184...253 V AC
[U _i] rated insulation voltage	250 V conforming to IEC
Maximum switching voltage	250 V AC 28 V DC
Drop-out voltage threshold	$\geq 0.15 U_c$ AC
Load current	5 A at 250 V AC 5 A at 28 V DC

Miễn trừ trách nhiệm: Tài liệu này không nhằm thay thế và không được sử dụng để xác định tính phù hợp hoặc độ tin cậy của các sản phẩm này cho các ứng dụng người dùng cụ thể.

Maximum switching capacity	1250 VA AC 140 W DC
Average resistance	16500 Ohm at 23 °C +/- 15 %
Mechanical durability	10000000 cycles
Electrical durability	100000 cycles for resistive load 50000 cycles, 1 A at 28 V, DC-13 NO
Safety reliability data	B10d = 100000
Operating rate	<= 1200 cycles/hour under load <= 18000 cycles/hour no-load
Utilisation coefficient	20 %
Dielectric strength	2000 V AC between coil and contact with basic insulation 2000 V AC between poles with basic insulation 1000 V AC between contacts with micro disconnection
Protection category	RT I
Pollution degree	3
Operating position	Any position
Test levels	Level A group mounting
Sale per indivisible quantity	10
Contacts material	Silver alloy (Ag/Ni)

Environment

IP degree of protection	IP40 conforming to IEC 60529
Standards	CE IEC 61810-1 (iss. 2)
Ambient air temperature for storage	-40...85 °C
Vibration resistance	3 gn, amplitude = +/- 1 mm (f = 10...50 Hz)operating conforming to IEC 60068-2-6 6 gn, amplitude = +/- 1 mm (f = 10...50 Hz)not operating conforming to IEC 60068-2-6
Shock resistance	30 gn for not operating conforming to IEC 60068-2-27 10 gn for in operation conforming to IEC 60068-2-27

Packing Units

Unit Type of Package 1	PCE
Number of Units in Package 1	1
Package 1 Height	2.1 cm
Package 1 Width	2.7 cm
Package 1 Length	4.6 cm
Package 1 Weight	31.0 g
Unit Type of Package 2	BB1
Number of Units in Package 2	10
Package 2 Height	3 cm
Package 2 Width	11.5 cm
Package 2 Length	10 cm
Package 2 Weight	390 g
Unit Type of Package 3	S02

Number of Units in Package 3	270
Package 3 Height	15 cm
Package 3 Width	30 cm
Package 3 Length	40 cm
Package 3 Weight	10.985 kg

Contractual warranty

Warranty	18 months
-----------------	-----------

Bền vững

Nhãn **Green Premium™** là cam kết của Schneider Electric trong việc cung cấp sản phẩm với hiệu suất môi trường tốt nhất. Green Premium cam kết tuân thủ các quy định mới nhất, minh bạch về tác động môi trường, cũng như các sản phẩm tuần hoàn và CO₂ thấp.

Hướng dẫn đánh giá tính bền vững của sản phẩm là tài liệu kỹ thuật phổ thông giúp làm rõ các tiêu chuẩn nhân sinh thái toàn cầu và cách diễn giải việc khai báo môi trường.

[Tìm hiểu thêm về Green Premium >](#)

[Hướng dẫn đánh giá về sự bền vững của sản phẩm >](#)



Minh bạch **RoHS/REACH**

Hiệu suất sức khỏe

Reach Free Of Svhc

Toxic Heavy Metal Free

Mercury Free

Rohs Exemption Information [Yes](#)

Chứng nhận & Tiêu chuẩn

Reach Regulation

[REACH Declaration](#)

Eu Rohs Directive

Pro-active compliance (Product out of EU RoHS legal scope)

[EU RoHS Declaration](#)

China Rohs Regulation

[China RoHS declaration](#)

Environmental Disclosure

[Product Environmental Profile](#)

Weee

The product must be disposed on European Union markets following specific waste collection and never end up in rubbish bins

Circularity Profile

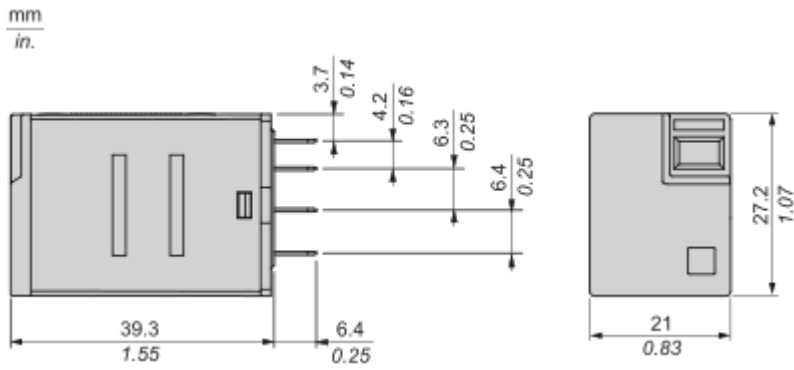
[End of Life Information](#)

Bảng thông số sản phẩm

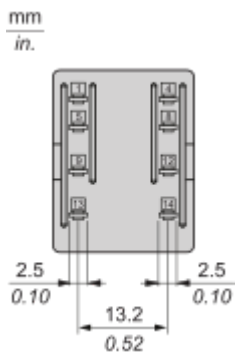
RXM2LB1P7

Dimensions Drawings

Dimensions

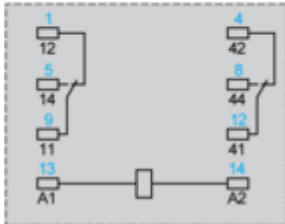
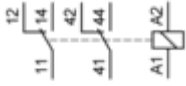


Pin Side View



Connections and Schema

Wiring Diagram



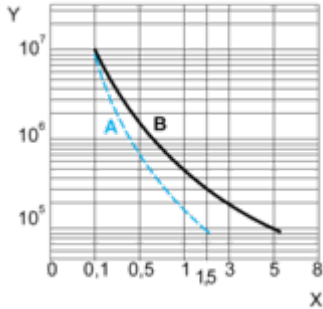
Symbols shown in blue correspond to Nema marking.

Performance Curves

Electrical Durability of Contacts

Durability (inductive load) = durability (resistive load) x reduction coefficient.

For 2 Poles Relay



X : Contact current (A)

Y : Durability (Number of operating cycles)

A : Inductive load

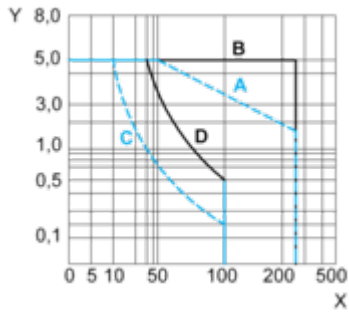
B : Resistive load

Note : These are typical curves, actual durability depends on load, environment, duty cycle, etc.

For inductive load, to increase relay life cycles, please add a proper load protection circuit (eg: RC protection/Varistor/free Wheeling diode -DC load only-)

Maximum Switching Capacity

For 2 Poles Relay



X : Contact voltage (v)

Y : Contact current (A)

A : Inductive AC load

B : Resistive AC load

C : Inductive DC load

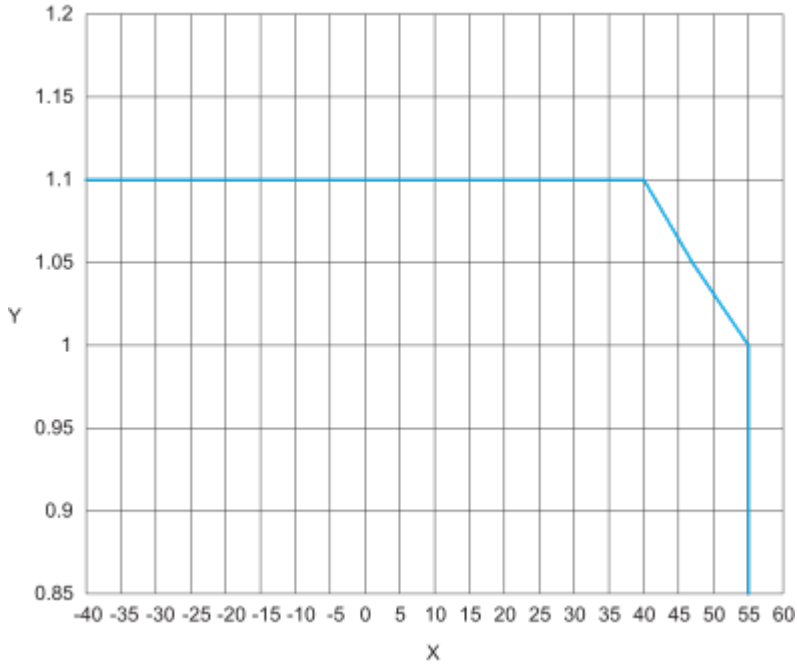
D : Resistive DC load

Note : These are typical curves, actual durability depends on load, environment, duty cycle, etc.

For inductive load, to increase relay life cycles, please add a proper load protection circuit (eg: RC protection/Varistor/free Wheeling diode -DC load only-)

For low level loads (below 10mA), we recommend to use RXM*GB series with bifurcated contacts relays instead.

AC Coil Voltage and Operating Temperature under continuous duty



X : Operating temperature (°C)

Y : AC coil voltage (UC)